



JF150P
Vol. 150ml

JF380PSF
Vol. 410ml

INFORMATION

Polyester Styrene Free Resin is a two part grey resin (10:1) suitable for use in the vast majority of base materials. It can be used for installing threaded studs, rebar or internal threaded sockets for structural applications such as:

- Columns
- Guard rails
- Façades
- Staircases
- Cantilever beams

BASE MATERIAL

- Concrete C20/25 To C50/60
- Non-Cracked Concrete
- Dry/Wet/Flooded Holes
- Solid Brickwork
- Concrete Block
- Hollow Base Materials
- Natural Stone

APPROVALS

European Technical Assessment
Option 7 Non-Cracked Concrete



ETA13/0782

FEATURES

- Expansion Free
- High Performance
- Close Spacing And Edge Distance


RELATED PRODUCTS



Injection Resin Gun



Hole Cleaning Brushes and Pump



Mixer Nozzle
JMN130

Wire Mesh
Sleeve

Nylon Sleeve

Injection Accessories

WORKING/LOADING TIME

Note:


T_{work} = The highest temperature in the range

T_{load} = The lowest temperature in the range

Cartridge & Base Material Temperature °C	Usable Time T_{work} (mins)	Load Time T_{load} (mins)
Min. +5°C	18	145
+5°C to +10°C	10	145
+10°C to +20°C	6	85
+20°C to +25°C	5	50
+25°C to +30°C	4	40
+30°C	4	35

Ensure Cartridge Temperature is > 5°C

EMBEDDED THREADED ROD



- Stainless Steel Grade A4/316
- Chisel End Studs
- Setting Tool Included

- Stainless Steel Grade A4/316
- Chisel End Studs
- Plain Ended

- Zinc Plated and Clear Passivated (Min 5µm)
- Chisel End Studs
- Plain Ended

- Zinc Plated and Clear Passivated (Min 5µm)
- Chisel End Studs
- Setting Tool Included



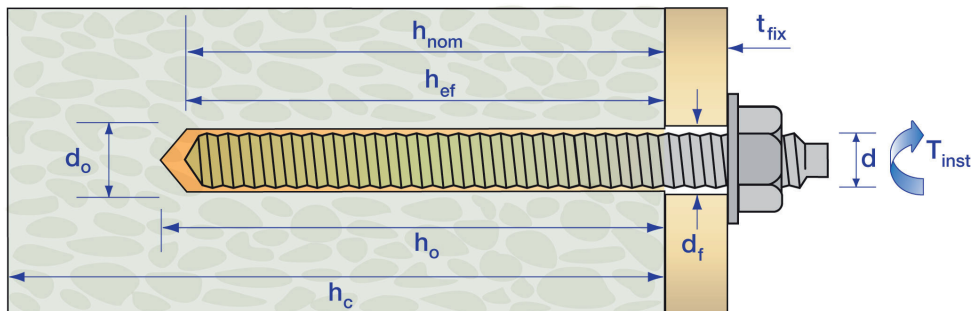


RANGE AND LOAD DATA

RANGE DATA												
Part Number	Thread Diam (d) mm	Stud Length (L) mm	Drill Hole Diam. (d _o) mm	Fixture Clearance Hole (d _f) mm	Standard Embedment		Shallow Embedment		Deep Embedment		Tightening Torque (T _{inst}) Nm	
					Max. Fix. Thickness (t _{fix}) mm	Min. Hole Depth (h _o) mm**	Max. Fix. Thickness (t _{fix}) mm	Min. Hole Depth (h _o) mm	Max. Fix. Thickness (t _{fix}) mm	Min. Hole Depth (h _o) mm		
Stainless Steel Grade A4/316 Chisel End Studs												
JSTUD08110SSA4	M8	110	10	10	18	80	38	64	6	96	10	
JSTUD10130SSA4	M10	130	12	12	25	90	40	80	*	120	20	
JSTUD12160SSA4	M12	160	14	14	34	110	51	96	3	144	40	
JSTUD16190SSA4	M16	190	18	18	42	128	44	128	*	192	80	
JSTUD20260SSA4	M20	260	22	22	55	170	79	160	*	240	150	
JSTUD24300SSA4	M24	300	26	26	55	210	82	192	*	288	200	
Stainless Steel Grade A4/316 Plain Ended and Chisel End Studs												
JSTUD08150PESS	M8	150	10	10	62	80	78	64	46	96	10	
JSTUD10105PESS	M10	105	12	12	5	90	15	80	*	120	20	
JSTUD10150PESS		150			50		60		20			
JSTUD10200PESS		200			100		110		70			
JSTUD12110PESS	M12	110	14	14	*	110	1	96	*	144	40	
JSTUD12150PESS		150			27		41		96			*
JSTUD12200PESS		200			77		91		43			
JSTUD16110PESS	M16	110	18	18	*	128	*	128	*	192	80	
JSTUD16250PESS		250			104		104		40			
JSTUD16350PESS		350			204		204		140			
JSTUD20200PESS	M20	200	22	22	9	170	19	160	*	240	150	
JSTUD20400PESS		400			209		219		139			

* Deep Embedment Depth can be achieved by using suitable threaded rod cut to length: $L = h_o + (t_{fix} + t_{Nut+Washer})$

** For the Polyester Styrene Free Resin: $h_o = h_{ef}$



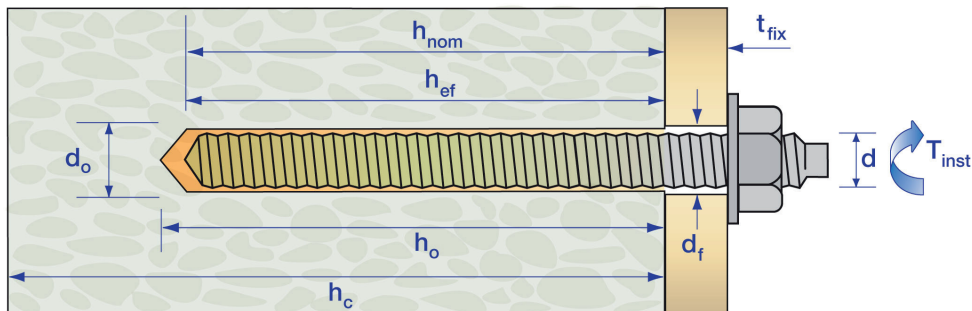


RANGE DATA

Part Number	Thread Diam (d) mm	Stud Length (L) mm	Drill Hole Diam. (d _o) mm	Fixture Clearance Hole (d _f) mm	Standard Embedment		Shallow Embedment		Deep Embedment		Tightening Torque (T _{inst}) Nm
					Max. Fix. Thickness (t _{fix}) mm	Min. Hole Depth (h _o) mm**	Max. Fix. Thickness (t _{fix}) mm	Min. Hole Depth (h _o) mm	Max. Fix. Thickness (t _{fix}) mm	Min. Hole Depth (h _o) mm	
Zinc Plated Steel Grade 5.8 - Clear Passivated Plain Ended and Chisel End Studs											
JSTUD08150PE	M8	150	10	10	62	80	78	64	46	96	10
JSTUD10105PE	M10	105	12	12	5	90	15	80	*	120	20
JSTUD10150PE		150			50		60		20		
JSTUD10200PE		200			100		110		70		
JSTUD12110PE	M12	110	14	14	*	110	1	96	*	144	40
JSTUD12150PE		150			27		41		*		
JSTUD12200PE		200			77		91		43		
JSTUD16110PE	M16	110	18	18	*	128	*	128	*	192	80
JSTUD16250PE		250			104		104		40		
JSTUD16350PE		350			204		204		140		
JSTUD20200PE	M20	200	22	22	9	170	19	160	*	240	150
JSTUD20400PE		400			209		219		139		
Zinc Plated Steel Grade 5.8 - Clear Passivated and Chisel End Studs											
JSTUD08110	M8	110	10	10	18	80	38	64	6	96	10
JSTUD10130	M10	130	12	12	25	90	40	80	*	120	20
JSTUD12160	M12	160	14	14	34	110	51	96	3	144	40
JSTUD16190	M16	190	18	18	42	128	44	128	*	192	80
JSTUD20260	M20	260	22	22	55	170	79	160	*	240	150
JSTUD24300	M24	300	26	26	55	210	82	192	*	288	200
JSTUD30380	M30	380	35	32	55	280	110	240	*	360	275

* Deep Embedment Depth can be achieved by using suitable threaded rod cut to length: $L = h_o + (t_{fix} + t_{Nut+Washer})$

** For the Polyester Styrene Free Resin: $h_o = h_{ef}$





GRADE A4-70 STAINLESS STEEL STUDS - NON-CRACKED CONCRETE

SHALLOW EMBEDMENT

Grade A4-70 Stainless Steel Studs Performance Data (C20/25 non-cracked concrete)													
Thread Diam (d) mm	Minimum Hole Depth (h ₀) mm	Minimum Concrete Thickness (h _{min}) mm	Characteristic Resistance kN		Design Resistance kN		Approved Resistance kN		Design Spacing (S) mm		Design Edge Distance (C) mm		
			Tensile (N _{Rk})	Shear (V _{Rk})	Tensile (N _{Rd})	Shear (V _{Rd})	Tensile (N _{Ra})	Shear (V _{Ra})	Tensile	Shear	Tensile	Shear	
8	64	100	13.7	13.0	7.5	8.3	5.3	5.9	180	40	90	90	
10	80	110	20.1	20.0	11.1	12.8	7.9	9.1	210	40	110	120	
12	96	130	32.6	30.0	18.0	19.2	12.8	13.7	270	50	140	170	
16	128	170	57.9	55.0	32.1	35.2	22.9	25.1	360	70	180	260	
20	160	210	80.4	86.0	44.6	55.1	31.8	39.3	420	80	210	370	
24	192	250	108.6	124.0	60.3	79.4	43.0	56.7	480	100	240	480	

STANDARD EMBEDMENT

Grade A4-70 Stainless Steel Studs Performance Data (C20/25 non-cracked concrete)													
Thread Diam (d) mm	Minimum Hole Depth (h ₀) mm	Minimum Concrete Thickness (h _{min}) mm	Characteristic Resistance kN		Design Resistance kN		Approved Resistance kN		Design Spacing (S) mm		Design Edge Distance (C) mm		
			Tensile (N _{Rk})	Shear (V _{Rk})	Tensile (N _{Rd})	Shear (V _{Rd})	Tensile (N _{Ra})	Shear (V _{Ra})	Tensile	Shear	Tensile	Shear	
8	80	110	17.1	13.0	9.4	8.3	6.7	5.9	180	40	90	80	
10	90	120	22.6	20.0	12.5	12.8	8.9	9.1	210	50	110	110	
12	110	140	37.3	30.0	20.7	19.2	14.7	13.7	270	60	140	160	
16	128	170	57.9	55.0	32.1	35.2	22.9	25.1	360	70	180	260	
20	170	220	85.5	86.0	47.4	55.1	33.8	39.3	420	90	210	350	
24	210	270	118.8	124.0	65.9	79.4	47.0	56.7	480	110	240	450	

DEEP EMBEDMENT

Grade A4-70 Stainless Steel Studs Performance Data (C20/25 non-cracked concrete)													
Thread Diam (d) mm	Minimum Hole Depth (h ₀) mm	Minimum Concrete Thickness (h _{min}) mm	Characteristic Resistance kN		Design Resistance kN		Approved Resistance kN		Design Spacing (S) mm		Design Edge Distance (C) mm		
			Tensile (N _{Rk})	Shear (V _{Rk})	Tensile (N _{Rd})	Shear (V _{Rd})	Tensile (N _{Ra})	Shear (V _{Ra})	Tensile	Shear	Tensile	Shear	
8	96	130	20.5	13.0	11.3	8.3	8.0	5.9	180	50	90	80	
10	120	150	30.2	20.0	16.7	12.8	11.9	9.1	210	60	110	100	
12	144	175	48.9	30.0	27.1	19.2	19.3	13.7	270	80	140	130	
16	192	230	86.9	55.0	48.2	35.2	34.4	25.1	360	100	180	200	
20	240	290	120.6	86.0	67.0	55.1	47.8	39.3	420	120	210	280	
24	288	350	162.9	124.0	90.4	79.4	64.5	56.7	480	150	240	360	





GRADE 5.8 ZINC PLATED STUDS - NON-CRACKED CONCRETE

SHALLOW EMBEDMENT

Grade 5.8 Zinc Plated Studs Performance Data (C20/25 non-cracked concrete)													
Thread Diam (d) mm	Minimum Hole Depth (h ₀) mm	Minimum Concrete Thickness (h _{min}) mm	Characteristic Resistance kN		Design Resistance kN		Approved Resistance kN		Design Spacing (S) mm		Design Edge Distance (C) mm		
			Tensile (N _{Rk})	Shear (V _{Rk})	Tensile (N _{Rd})	Shear (V _{Rd})	Tensile (N _{Ra})	Shear (V _{Ra})	Tensile	Shear	Tensile	Shear	
8	64	100	13.7	9.0	7.5	7.2	5.3	5.1	180	40	90	70	
10	80	110	20.1	15.0	11.1	12.0	7.9	8.5	210	40	110	110	
12	96	130	32.6	21.0	18.0	16.8	12.8	12.0	270	50	140	140	
16	128	170	57.9	39.0	32.1	31.2	22.9	22.2	360	70	180	230	
20	160	210	80.4	61.0	44.6	48.8	31.8	34.8	420	80	210	320	
24	192	250	108.6	88.0	60.3	70.4	43.0	50.2	480	100	240	420	

STANDARD EMBEDMENT

Grade 5.8 Zinc Plated Studs Performance Data (C20/25 non-cracked concrete)													
Thread Diam (d) mm	Minimum Hole Depth (h ₀) mm	Minimum Concrete Thickness (h _{min}) mm	Characteristic Resistance kN		Design Resistance kN		Approved Resistance kN		Design Spacing (S) mm		Design Edge Distance (C) mm		
			Tensile (N _{Rk})	Shear (V _{Rk})	Tensile (N _{Rd})	Shear (V _{Rd})	Tensile (N _{Ra})	Shear (V _{Ra})	Tensile	Shear	Tensile	Shear	
8	80	110	17.1	9.0	9.4	7.2	6.7	5.1	180	40	90	70	
10	90	120	22.6	15.0	12.5	12.0	8.9	8.5	210	50	110	110	
12	110	140	37.3	21.0	20.7	16.8	14.7	12.0	270	60	140	130	
16	128	170	57.9	39.0	32.1	31.2	22.9	22.2	360	70	180	230	
20	170	220	85.5	61.0	47.4	48.8	33.8	34.8	420	90	210	310	
24	210	270	118.8	88.0	65.9	70.4	47.0	50.2	480	110	240	390	

DEEP EMBEDMENT

Grade 5.8 Zinc Plated Studs Performance Data (C20/25 non-cracked concrete)													
Thread Diam (d) mm	Minimum Hole Depth (h ₀) mm	Minimum Concrete Thickness (h _{min}) mm	Characteristic Resistance kN		Design Resistance kN		Approved Resistance kN		Design Spacing (S) mm		Design Edge Distance (C) mm		
			Tensile (N _{Rk})	Shear (V _{Rk})	Tensile (N _{Rd})	Shear (V _{Rd})	Tensile (N _{Ra})	Shear (V _{Ra})	Tensile	Shear	Tensile	Shear	
8	96	130	20.5	9.0	11.3	7.2	8.0	5.1	180	50	90	70	
10	120	150	30.2	15.0	16.7	12.0	11.9	8.5	210	60	110	90	
12	144	175	48.9	21.0	27.1	16.8	19.3	12.0	270	80	140	110	
16	192	230	86.9	39.0	48.2	31.2	34.4	22.2	360	100	180	170	
20	240	290	120.6	61.0	67.0	48.8	47.8	34.8	420	120	210	240	
24	288	350	162.9	88.0	90.4	70.4	64.5	50.2	480	150	240	310	





SUPPLEMENTARY DATA

INFLUENCE OF CONCRETE STRENGTH

Concrete strength		C20/25	C30/37	C40/45	C50/60
Cylinder	N/mm ²	20	30	40	50
Cube	N/mm ²	25	37	50	60
Factor		1.0	1.12	1.19	1.30

Important Note:

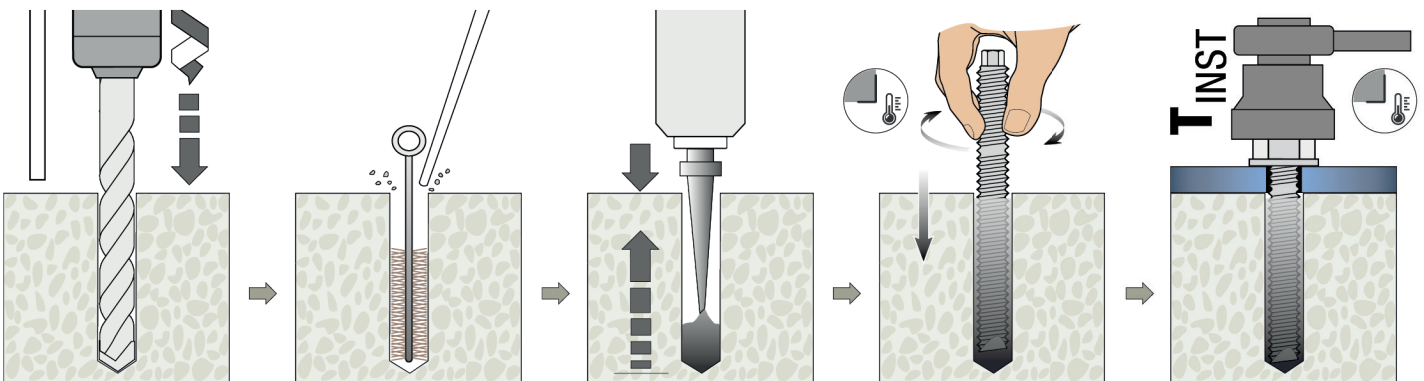
When using concrete factors ensure that loads do not exceed Steel Design Resistance.

STEEL DESIGN RESISTANCE FOR SINGLE ANCHOR

Load Type	Steel Grade	Threaded Rod Size					
		M8	M10	M12	M16	M20	M24
Tensile (kN)	Stainless Steel Grade A4-70	13.7	21.6	31.1	57.9	90.5	130.0
	Grade 5.8	12.0	19.3	28.0	52.7	82.0	118.0
Shear (kN)	Stainless Steel Grade A4-70	8.3	12.8	19.2	35.3	55.1	79.5
	Grade 5.8	7.2	12.0	16.8	31.2	48.8	70.4

For variations in structure thickness, reduced spacing and edge calculations download the free **Anchor Calculation Program** from www.jcpfixings.co.uk

INSTALLATION INSTRUCTIONS



-Drill correct diameter hole to corresponding depth

-Clean hole by brushing, blowing to remove drilling debris and dust:
2xBlowing
2xBrushing
2xBlowing
2xBrushing
2xBlowing

-Attach nozzle to cartridge
-Extrude first part to waste until an even colour is achieved
-Fill hole 1/3 to 1/2 full starting from the bottom of the hole

-Insert stud into base material by hand using a twisting motion

-Allow resin to cure
-Attach fixture
-Tighten with torque wrench to recommended torque

